

Synonyms, Antonyms and Homophones

Grades K - 4



Contents

Let's Play!	2
Octopus Opposites	3
Otter Opposites	4
Pulling in Opposite Directions	5
How Does Your Garden Grow?.....	6
Opposites Puzzles.....	7
Antonym Clouds	8
Antonym Answers	9
On the Beach.....	10
Ostrich Opposites	11
Synonym Eggs	12
Synonym Butterflies	13
The Pumpkin Patch	14
Synonym Bells.....	15
How High Can the Glider Go?.....	16
Twin Words.....	17
The Sailor's Synonyms.....	18
Synonym Hearts	19
Skateboard Synonyms	20
Beach Ball Challenge	21
Synonym and Antonym Acorns	22
Lots of Candy	23
Same or Opposite	24
Homophone Hearts	25
Homophone Glasses	26
Homophone Logs	27
Homophone Explosion!	28
Homophone Challenge	29
Turn on the Light	30
Homophone Hunt.....	31
To, Too, and Two	32
Hang-Gliding Homophones	33

Let's Play!



“Let’s play!” hollered Mike.

“Okay,” said Greg.

“What will we play?” asked Alice.

“How about tag?” said Greg.

“Oh, we played that yesterday,” said Mike.

“Well, then, what will we play?” asked Alice.

The children finally found a game they all wanted to play. Can you guess what it is? If you work the puzzle below, you will find out!

Look at the first word in the list. Can you find a word in the Word Box that means the opposite? When you find one, write it in the space next to the first word. Be sure to circle the letter in the word that is circled in the Word Box. Keep doing this with all of the words. If you are correct, the circled letter will spell the game that the children played.

1. no _____
2. hard _____
3. before _____
4. big _____
5. end _____
6. night _____
7. late _____
8. new _____

WORD BOX

d(a)y

s(o)ft

li(t)tle

(b)egin

o(l)d

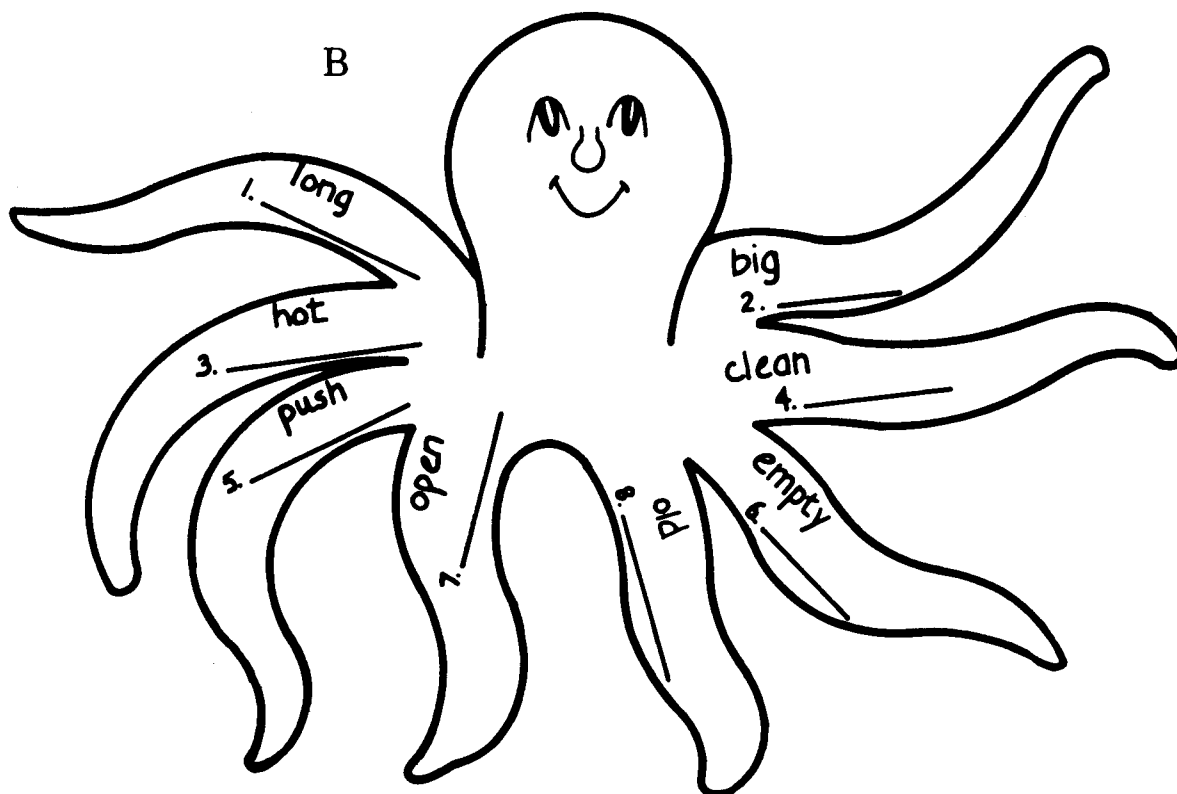
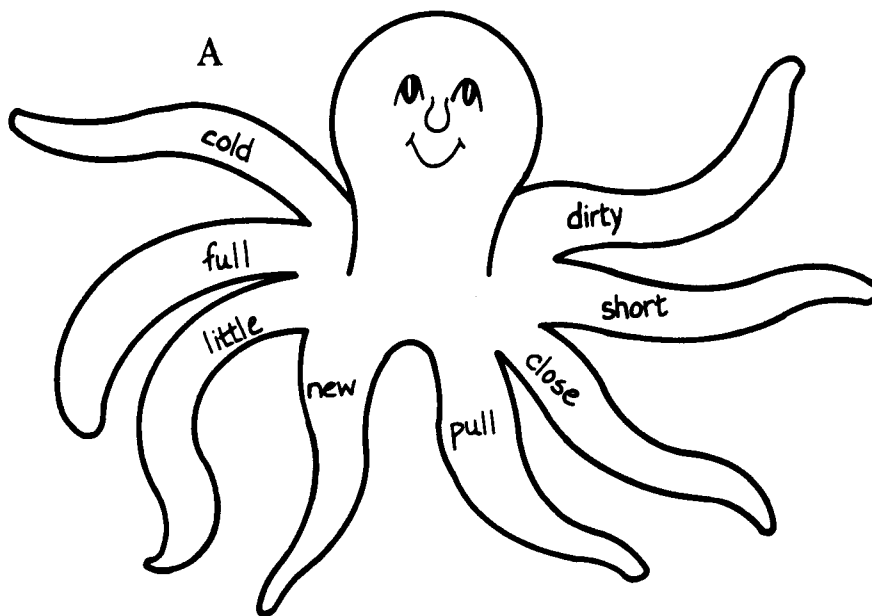
ye(s)

ear(l)y

a(f)ter

Octopus Opposites

Directions: Each octopus has words on its arms. Choose words from Octopus A that are opposites of the words on Octopus B. Then write the correct word in each blank.




Otter Opposites


Directions: Read the word on the first otter. Find a word on one of the fish at the bottom of the page that means the opposite. Write the word under the first otter. Do the same for the other items.



1. _____ 2. _____ 3. _____















4. _____ 5. _____ 6. _____



Pulling in Opposite Directions

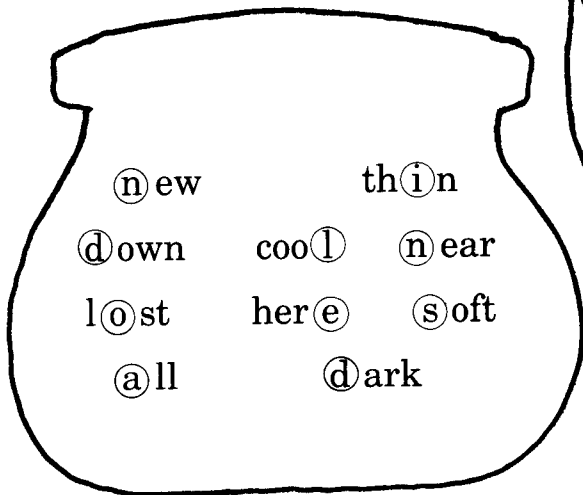

These pairs of boats are pulling in opposite directions. Read the word on the first boat. Write its opposite on the other boat. Use the words in the Word Box.



found	noisy	kind	dark
loose	melted	horrible	clean
ugly	tiny	dim	wild

How Does Your Garden Grow?

Sally has a flower garden, but she has a problem with it. To find out what it is, look at the first word in the Word List. Now look for a word in the planting pot that means the opposite of this word and write it on the line. Be sure to circle the letter that is circled. Do this with all of the words. When you are finished, copy the circled letters on the spaces at the bottom of this page. If you are correct, the circled letters will spell why Sally is having a problem with her garden.




WORD LIST

- up _____
- none _____
- far _____
- light _____
- there _____
- warm _____
- fat _____
- won _____
- old _____
- hard _____

Opposites Puzzles

Fill in this puzzle by writing the opposite of each word given. The first one across has been done for you.



ACROSS


1. buy
3. off
5. over
6. late
8. sour
10. out
11. soft
12. far
13. cry
14. no

DOWN

2. win
4. noisy
7. old
8. large
9. clean

Antonym Clouds

Cut and glue the words at the bottom of the sheet to match the antonyms on the clouds.

























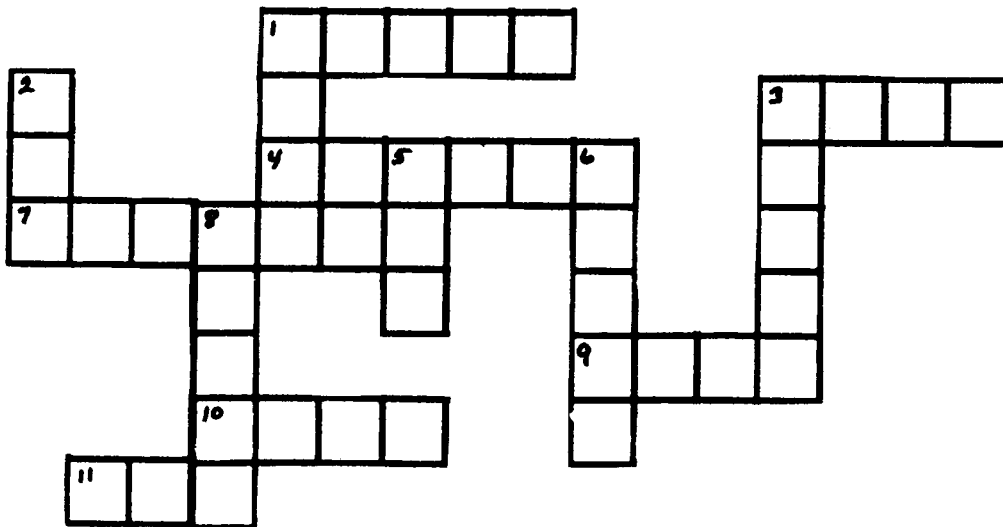
Cut ✂

hard	full	cry	found	on	hot
below	dirty	smooth	in	rainy	ugly

Antonym Answers

Fill in the puzzle by writing the opposite of each word that is given. Use the WORD BOX to assist you.

WORD BOX				
dry	fast	first	happy	hard
man	night	poor	right	run
stand	stop	summer		



ACROSS

1. last
3. start
4. winter
7. day
9. soft
10. rich
11. wet

DOWN

1. slow
2. walk
3. sit
5. woman
6. wrong
8. sad

On the Beach

“Look at this shell,” said Tim.

“It sure is pretty,” said Sandy.

“Gosh, we sure have a lot,” said Tim.

“Yes,” answered Sandy. “My bag is almost full.”

“Let’s go back and show Mom and Dad what we have.”

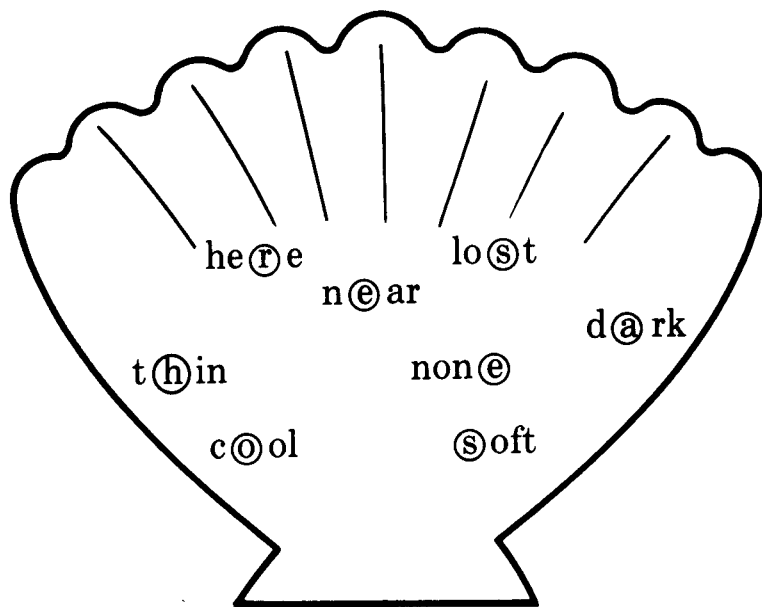
“Okay,” said Sandy.

They were walking back to their motel when Sandy almost dropped her bag.

“Oh . . . look over there!” she called to Tim.

“Oh, my gosh. I’ve never seen one before.”


What do you think the children have seen? To find out what it is, look at the first word in the Word List. Now look for a word in the seashell that means the opposite of this word and write it on the line. Be sure to circle the letter that is circled. Do this with all of the words and when you are finished, copy the circled letters on the spaces at the bottom of this page. If you are correct, the circled letters will spell what the children saw on the beach.





WORD LIST	
won	_____
far	_____
light	_____
fat	_____
warm	_____
there	_____
hard	_____
all	_____


Ostrich Opposites


Directions: Read the word on the first ostrich. Find the word on the right side of the page that means the opposite. Write the word beside the first ostrich. Do the same for the other items.


1.  _____







2.  _____

3.  _____

4.  _____

5.  _____

6.  _____



Synonym Eggs

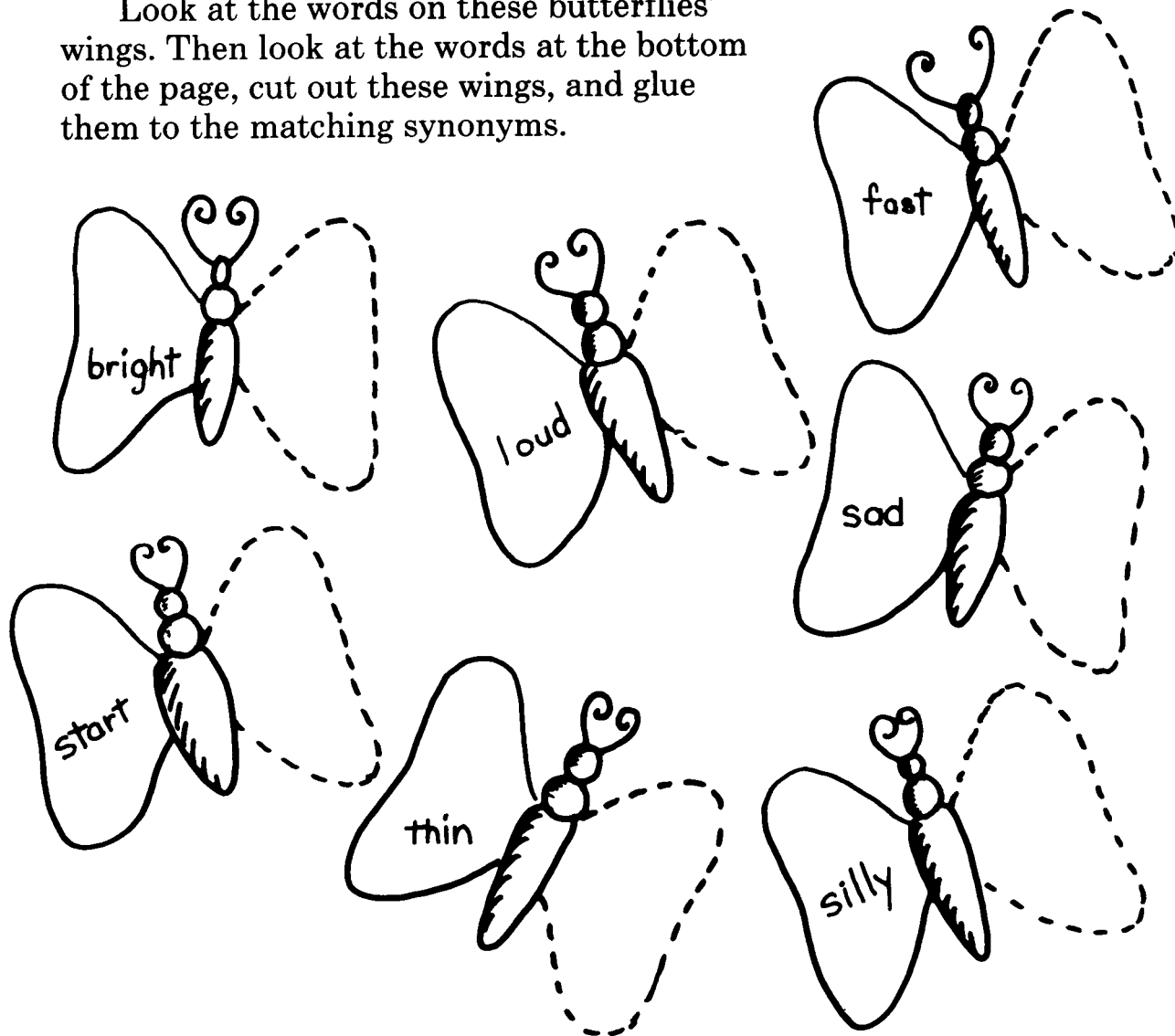
Make pairs of synonym eggs. Write a synonym from the Word Box on each empty egg.

beautiful angry injure silent noisy friend happy dangerous difficult small

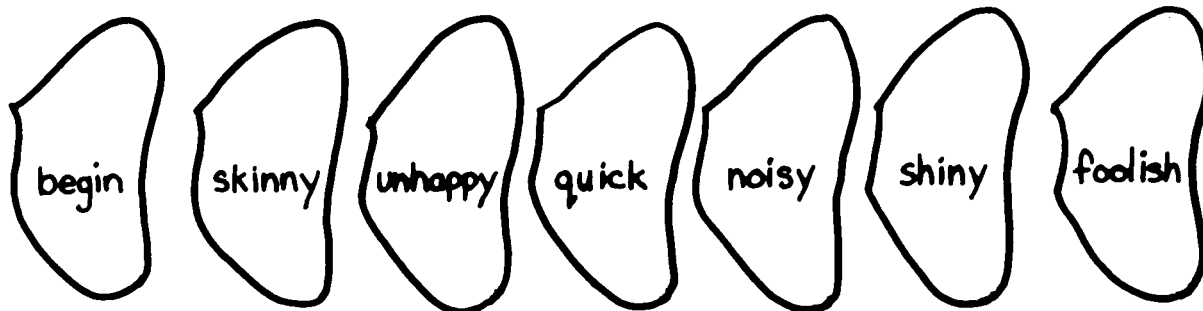
WORD BOX		
cheerful	hard	pal
hurt	pretty	quiet
loud	tiny	mad
unsafe		

Synonym Butterflies

Look at the words on these butterflies' wings. Then look at the words at the bottom of the page, cut out these wings, and glue them to the matching synonyms.




CUT ✂



The Pumpkin Patch

Write a synonym on the line beneath each pumpkin.




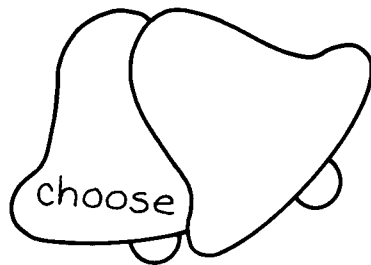

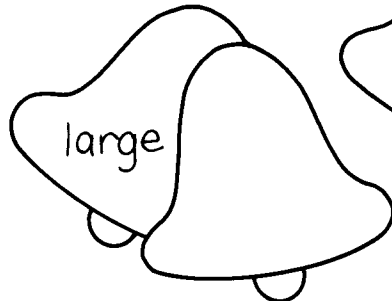










Synonym Bells

Read the word on the bell. Then find its synonym in the Word Box and write the synonym on the other bell.



WORD BOX

huge
enjoy
dangerous
leave
pick
beautiful
scared
repair

How High Can the Glider Go?

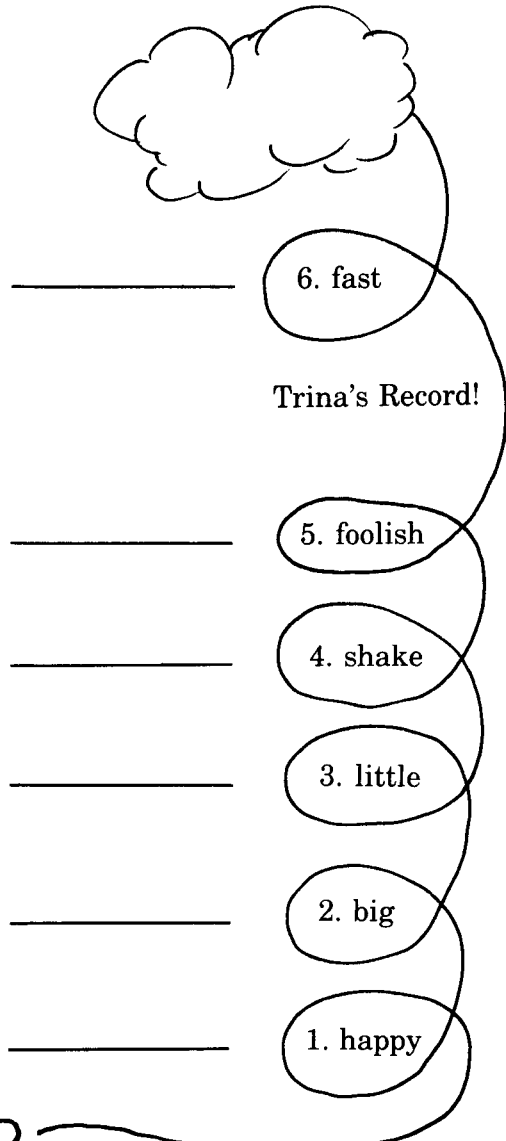
“The weather is perfect today,” says Trina. “I hope I can break my record.”

Trina and several of her friends are getting ready to take turns flying their gliders.

“Here I go,” shouts Trina as the wind takes hold of her glider.


You can help Trina beat her record. Begin at the bottom of the glider’s path and look at the list of words climbing all the way to the top. Each of these words has a synonym in the Synonym Word List. Read the first word near the glider. Can you find its synonym (another word meaning the same)? If you can, write it next to the word in the glider’s path. Continue going higher and see if you can help Trina beat her record!

SYNONYM WORD LIST	
silly	tremble
large	quick
joyful	tiny



Twin Words

Did you know that some words have twins? For example, look at the following "twin word puzzle."



"BIG"
SAFE LARGE TIDY


Can you find the twin word for "BIG"? Look through the three words under it for the word that has the same meaning as the word BIG. So, the answer is LARGE.

For the following "twin word puzzles," read each one and write on the line the main word's twin from the three words listed under it. Be sure to circle the letter that is circled in the twin word. When you are finished, copy the circled letters on the spaces at the bottom of this page. If you are correct, the circled letters will spell a "twin word" for the word SCARE!

<p style="text-align: center;">"RAPID"</p> <p>GO FAST</p>	<p style="text-align: center;">"HONEST"</p> <p>TRUTHFUL MEEK</p>	<p style="text-align: center;">"YEARN"</p> <p>ANNOY WORRY</p>	<p>HONOR _____</p>
<p style="text-align: center;">"WISDOM"</p> <p>KNOWLEDGE SUCCEED</p>	<p style="text-align: center;">"THROW"</p> <p>PITCH CAREFUL</p>	<p style="text-align: center;">"LEAN"</p> <p>TAME CHORE</p>	<p>PUZZLE _____</p>
<p style="text-align: center;">"SURPRISE"</p> <p>DEFEND STARTLE</p>	<p style="text-align: center;">"INSTANT"</p> <p>BEGIN REPLACE</p>	<p style="text-align: center;">"SCARE"</p> <p>SCARE _____</p>	<p>DESIRE _____</p>
<p style="text-align: center;">"SCARE"</p> <p>SCARE _____</p>	<p style="text-align: center;">"SCARE"</p> <p>SCARE _____</p>	<p style="text-align: center;">"SCARE"</p> <p>SCARE _____</p>	<p>VIOLENT _____</p>
<p style="text-align: center;">"SCARE"</p> <p>SCARE _____</p>	<p style="text-align: center;">"SCARE"</p> <p>SCARE _____</p>	<p style="text-align: center;">"SCARE"</p> <p>SCARE _____</p>	<p>PLUMP _____</p>
<p style="text-align: center;">"SCARE"</p> <p>SCARE _____</p>	<p style="text-align: center;">"SCARE"</p> <p>SCARE _____</p>	<p style="text-align: center;">"SCARE"</p> <p>SCARE _____</p>	<p>THIN _____</p>
<p style="text-align: center;">"SCARE"</p> <p>SCARE _____</p>	<p style="text-align: center;">"SCARE"</p> <p>SCARE _____</p>	<p style="text-align: center;">"SCARE"</p> <p>SCARE _____</p>	<p>HINT _____</p>
<p style="text-align: center;">"SCARE"</p> <p>SCARE _____</p>	<p style="text-align: center;">"SCARE"</p> <p>SCARE _____</p>	<p style="text-align: center;">"SCARE"</p> <p>SCARE _____</p>	<p>SUDDEN _____</p>

The Sailor's Synonyms




Look at the word on the top of the sailor hat. Write a synonym for that word on the brim of the sailor hat. Use the Word Box.



WORD BOX					
noisy	choose	hot	save	love	unhappy
hop	speak	shout	begin	shut	chilly












Synonym Hearts

Read the words on each heart. If the words are synonyms, draw an arrow through the heart. One has been done for you.




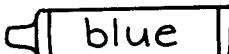
Skateboard Synonyms


Directions: Choose a word from column B that means the same or about the same as each word in column A. Then write the correct word in each blank.

A	B
1. 	
2. 	
3. 	
4. 	
5. 	
6. 	
7. 	
8. 	
9. 	
10. 	

Beach Ball Challenge



Read the pairs of words on each ball. Decide if the words are synonyms or antonyms. Then color the beach ball according to the key.





synonyms =	
antonyms =	



Synonym and Antonym Acorns

Look at the acorn. Decide if the words are synonyms or antonyms. Then lightly color the acorns according to the key.


synonyms =	
antonyms =	





Lots of Candy

Read the pair of words in each candy.
Then color the candy.

KEY

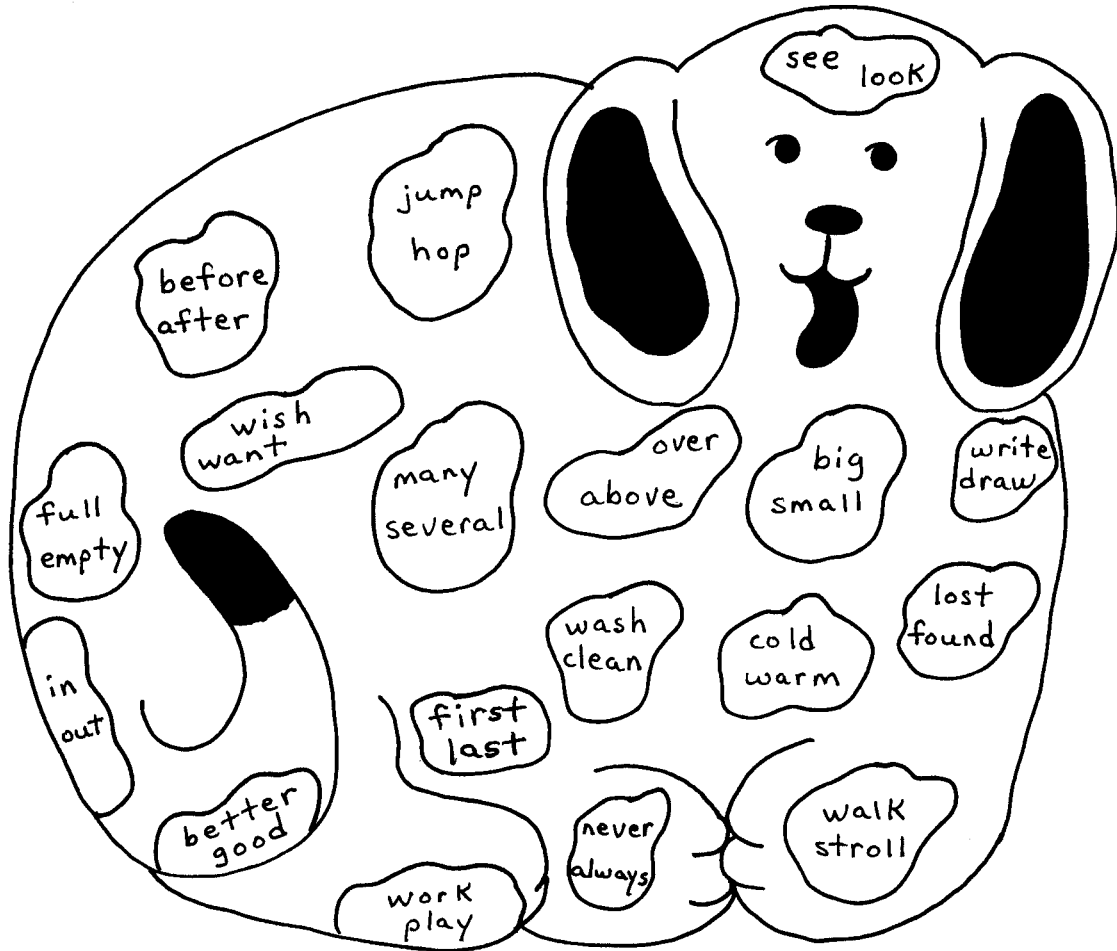
SYNONYMS =  PINK

ANTONYMS =  YELLOW

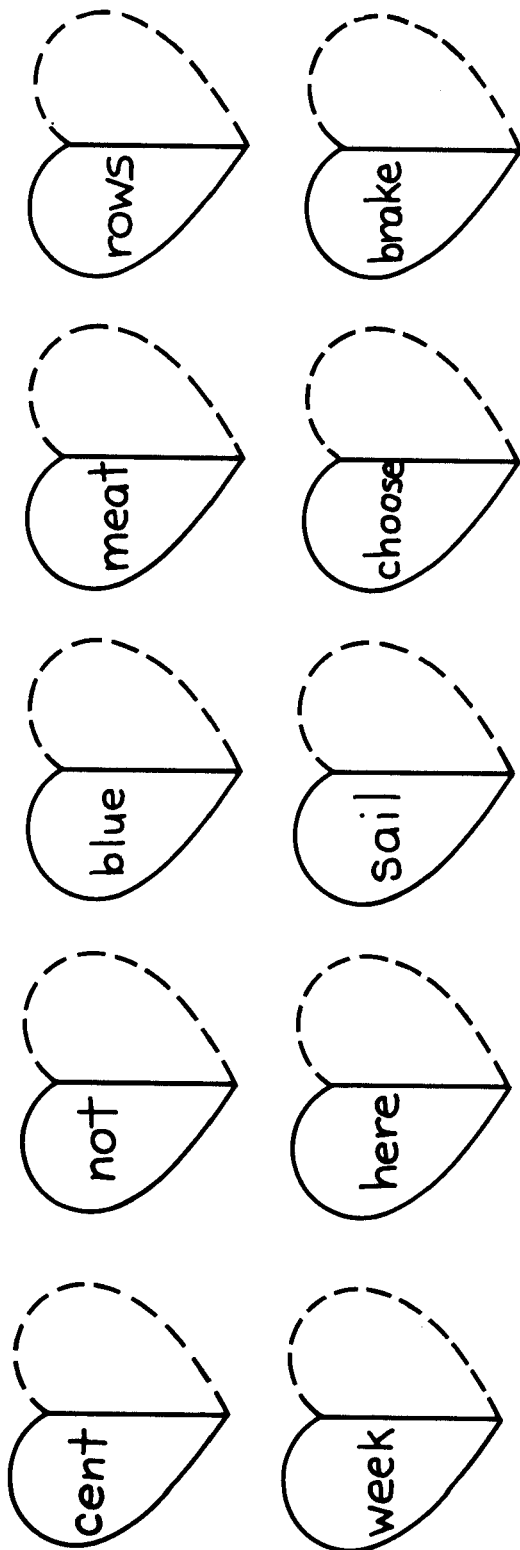


Same or Opposite


Synonyms are words that mean about the same thing. Color the synonyms gray. Antonyms are words that mean the opposite. Color the antonyms brown.



Homophone Hearts




Finish each homophone heart. Cut and glue each heart half below to the matching half above.
Then, lightly color the hearts red.




Homophone Glasses

Write the missing homophone in each pair of glasses.




Homophone Logs


Fill in the missing word.




1. What do you _____?
here hear




2. I want a _____ of pie.
peace piece




3. _____ you like a long recess?
Wood Would




4. The chipmunk disappeared down the _____.
hole whole



5. Look at the pretty red _____.
flower flour



6. How much do you _____?
way weigh

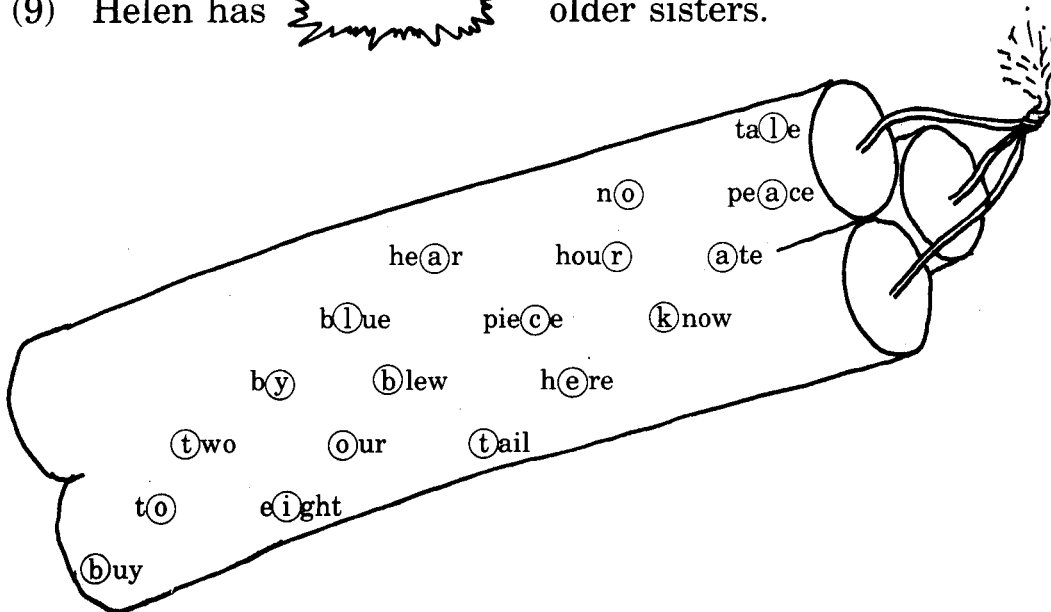


7. My birthday is next _____.
week weak

<ca cd\ cbY 9I d`cg]cb°

Someone is exploding words out of sentences, but you can help to put them back! Read each sentence and look for the missing word in the sticks of dynamite. But be careful because homophones of the missing words are included. When you find the correct word, write it in the sentence and make sure you mark the circled letter in each word. If you are correct, the circled letters will spell the name of the person who has been exploding the words.

- (1) The wind _____ hard last night.
- (2) My grandfather told me a _____ yesterday.
- (3) I _____ three hamburgers.
- (4) May I have a _____ of cake?
- (5) Do you _____ the answer?
- (6) Did his father _____ that new car?
- (7) I can't _____ the television.
- (8) I want you to come home in one _____
- (9) Helen has _____ older sisters.



Homophone Challenge

Write the matching homophone on the line below the word.
Use the words from the Word Box.

chews _____ knight _____ blue _____

cent _____ new _____ see _____

one _____


wood _____

road _____

berry _____

write _____

know _____ week _____ sale _____



flour flower

WORD BOX						
blew	bury	choose	knew	night	no	right
rode	sail	sea	sent	weak	won	would

Turn on the Light

Read the sentence. Look at the underlined word. If the homophone is used correctly in the sentence, light the bulb at the end of the sentence by coloring it yellow.

1. The bare growled at me.



2. There is a knot in the rope.



3. The road was rough.



4. This house is for sale.



5. Put the book over their.



6. What would you like to do?



7. The bird flew off with a berry.



8. Please clothes the door.



9. Do you want to buy something?



10. The wind blew hard.




Homophone Hunt


Write the matching homophones along the pathway.


START →	won	meet	sale	bare	stare	blew
FINISH ↑	sea	write	break	for	rose	due
_____	_____	_____	_____	_____	_____	_____


To, Too, and Two


Directions: Read the sentences and write the correct word in each blank.


1.  two too
The dog wants to go _____.

2.  to two
There are _____ of them.

3.  to too
They are going _____ school.

4.  too two
It is _____ o'clock now.

5.  to two
She will give that _____ him.

6.  too to
It is _____ cold to be outdoors.

Hang-Gliding Homophones

Directions: Choose the correct words and write them in the blanks.

1. When did you _____ your foot?



2. We will have to _____ some more paper.



3. He wants to _____ his shirt a new color.



4. She hit a _____ ball in her first game.



5. I cannot _____ you very well.




6. When can we _____ your new friend?



7. She will _____ a story for us to read.




8. Is _____ dog going with them?



9. The ball went _____ the window.



10. He was too _____ to walk.



ANSWER KEYS

LET'S PLAY!

Objective: Students will match opposite words.

Answer Key: If completed correctly, **SOFTBALL** will be spelled.

OCTOPUS OPPOSITES

Objective: Students will understand the concept of opposites.

Answer Key: 1. short 5. pull
2. little 6. full
3. cold 7. close
4. dirty 8. new

OTTER OPPOSITES

Objective: Students will understand opposites.

Answer Key: 1. on; 2. out; 3. never; 4. over; 5. stop; 6. go.

PULLING IN OPPOSITE DIRECTIONS

Objective: Students will know antonyms.

Answer Key: 1. mean/kind; 2. beautiful/ugly; 3. frozen/melted; 4. filthy/clean; 5. tight/loose; 6. lost/found; 7. wonderful/horrible; 8. light/dark; 9. bright/dim; 10. silent/noisy; 11. tame/wild; 12. huge/tiny.

HOW DOES YOUR GARDEN GROW?

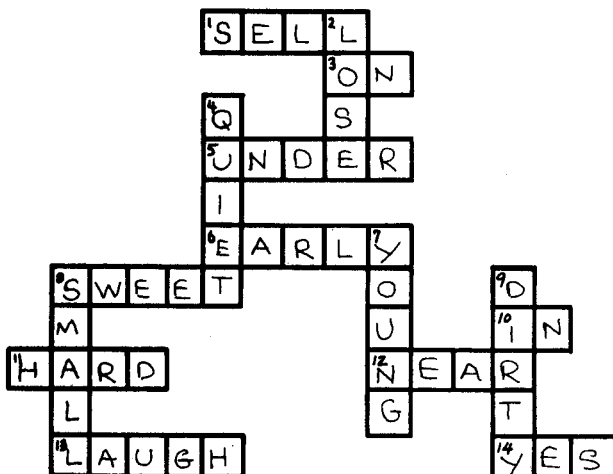
Objective: Students will match opposite words.

Answer Key: If completed correctly, **DANDELIONS** will be spelled.

OPPOSITES PUZZLE

Objective: Students will identify opposites of given words.

Answer Key:



ANTONYM CLOUDS

Objective: Students will identify pairs of antonyms.

Answer Key: cold/hot; above/below; sunny/rainy; soft/hard; clean/dirty; laugh/cry; empty/full; pretty/ugly; rough/smooth; out/in; lost/found; off/on.

ANTONYM ANSWERS

Objective: Students will identify the opposites of given words.

Answer Key: ACROSS—1. first, 3. stop, 4. summer, 7. night, 9. hard, 10. poor, 11. dry; DOWN—1. fast, 2. run, 3. stand, 5. man, 6. right, 8. happy.

ON THE BEACH

Objective: Students will practice working with antonyms.

Answer Key: The activity sheet is self-correcting. If completed correctly, **SEAHORSE** will be spelled.

OSTRICH OPPOSITES

Objective: Students will understand the concept of “opposite.”

Answer Key: 1. play; 2. no; 3. down; 4. take; 5. after; 6. went.

SYNONYM EGGS

Objective: Students will match pairs of synonyms.

Answer Key: beautiful—pretty; silent—quiet; happy—cheerful; small—tiny; angry—mad; friend—pal; dangerous—unsafe; injure—hurt; noisy—loud; difficult—hard.

SYNONYM BUTTERFLIES

Objective: Students will match pairs of synonyms.

Answer Key: bright—shiny; loud—noisy; fast—quick; start—begin; sad—unhappy; thin—skinny; silly—foolish.

THE PUMPKIN PATCH

Objective: Students will write synonyms of given words.

Answer Key: Answers may vary, so accept reasonable answers.

SYNONYM BELLS

Objective: Students will identify synonyms.

Answer Key: pretty—beautiful; go—leave; unsafe—dangerous; like—enjoy; fix—repair; large—huge; afraid—scared; choose—pick.

HOW HIGH CAN THE GLIDER GO?

Objective: Students will match synonyms.

Answer Key: 1. joyful; 2. large; 3. tiny; 4. tremble; 5. silly; 6. quick.

TWIN WORDS

Objective: Students will match synonyms.

Answer Key: If completed correctly, FRIGHTEN will be spelled.

THE SAILOR'S SYNONYMS

Objective: Students will recognize synonyms.

Answer Key: 1. cold—chilly; 2. keep—save; 3. burning—hot; 4. talk—speak; 5. jump—hop; 6. pick—choose; 7. close—shut; 8. like—love; 9. yell—shout; 10. start—begin; 11. sad—unhappy; 12. loud—noisy.

SYNONYM HEARTS

Objective: Students will recognize pairs of synonyms.

Answer Key: SYNONYMS—silent/quiet; dark/dim; happy/glad; large/huge; groan/moan; dangerous/unsafe; ancient/old; scared/afraid; crack/break; argue/fight; finish/end; unhappy/sad; shout/yell.

SKATEBOARD SYNONYMS

Objective: Students will recognize words that have similar meanings.

Answer Key: 1. small; 2. tale; 3. see; 4. begin; 5. large; 6. shut; 7. end; 8. under; 9. noise; 10. aid

BEACH BALL CHALLENGE

Objective: Students will identify pairs of words that are synonyms; will identify pairs of words that are antonyms.

Answer Key: run/walk—blue; easy/hard—blue; tiny/small—pink; strong/weak—blue; odd/strange—pink; under/over—blue; grouchy/cross—pink; old/ancient—pink; right/wrong—blue; question/answer—blue; warm/cool—blue; push/pull—blue; snip/cut—pink; open/shut—blue; dislike/hate—pink.

SYNONYM AND ANTONYM ACORNS

Objective: Students will identify pairs of words that are synonyms and pairs of words that are antonyms.

Answer Key: FIRST ROW—antonym/brown, antonym/brown, synonym/yellow, antonym/brown, synonym/yellow; SECOND ROW—synonym/yellow, antonym/brown, antonym/brown, synonym/yellow, synonym/yellow; THIRD ROW—antonym/brown, synonym/yellow, synonym/yellow, antonym/brown, antonym/brown; FOURTH ROW—synonym/yellow, antonym/brown, synonym/yellow, synonym/yellow, antonym/brown.

LOTS OF CANDY

Objective: Students will determine whether pairs of words are synonyms or antonyms.

Answer Key: cold/hot—YELLOW; love/like—PINK; under/over—YELLOW; rough/smooth—YELLOW; quiet/silent—PINK; warm/hot—PINK; large/huge—PINK; open/close—YELLOW; glad/happy—PINK; fast/slow—YELLOW; shout/scream—PINK; leave/stay—YELLOW; bright/shiny—PINK; shut/close—PINK; nasty/mean—PINK; hard/soft—YELLOW; smash/break—PINK; smart/wise—PINK; start/stop—YELLOW; dry/wet—YELLOW.

SAME OR OPPOSITE

Objective: Students will practice using synonyms and antonyms.

Answer Key: GRAY—wish/want, many/several, over/above, jump/hop, wash/clean, walk/stroll, better/good, write/draw, see/look; BROWN—before/after, big/small, in/out, first/last, full/empty, lost/found, work/play, never/always, cold/warm.

HOMOPHONE HEARTS

Objective: Students will match homophones.

Answer Key: cent - sent week - weak
not - knot here - hear
blue - blew sail - sale
meat - meet choose - chews
rows - rose brake - break

HOMOPHONE GLASSES

Objective: Students will recognize homophones.

Answer Key: maid—made; knows—nose; be—bee; deer—dear; hole—whole; hour—our; ant—ant; eight—ate; mail—male; loan—lone; knew—new; flower—flour.

HOMOPHONE LOGS

Objective: Students will select the correct homophone.

Answer key: 1. hear; 2. piece; 3. Would; 4. hole; 5. flower; 6. weigh; 7. week.

HOMOPHONE EXPLOSION!

Objective: Students will distinguish between words that sound alike but are spelled differently and have different meanings.

Answer Key: If completed correctly, BLACK BART will be spelled.

HOMOPHONE CHALLENGE

Objective: Students will write homophones.

Answer Key: chews—choose; knight—night; new—knew; blue—blew; cent—sent; one—won; see—sea; wood—would; road—rode; berry—bury; write—right; know—no; week—weak; sale—sail.

TURN ON THE LIGHT

Objective: Students will use homophones correctly.

Answer Key: CORRECT HOMONYMS— 2, 3, 4, 6, 7, 9, 10.

HOMOPHONE HUNT

Objective: Students will learn about homophones.

Answer Key: Beginning at START—one, meat, sail, bear, stair, blue, week, roll, to, sun, there, I, so, do, rows, four, brake, right, see.

TO, TOO, AND TWO

Objective: Students will learn the meanings of the words to, too, and two, which are pronounced alike but are spelled differently and have different meanings.

Answer Key: 1. too; 2. two; 3. to; 4. two; 5. to; 6. too.

HANG-GLIDING HOMOPHONES

Objective: Students will distinguish between words that sound alike but are spelled differently.

Answer Key: 1. break 6. meet
2. buy 7. write
3. dye 8. their
4. foul 9. through
5. hear 10. weak